
E-Safety

IBM Summer School 2015

@LdnCLC





E-Safety

How far can a Snapchat
spread?

Please share, like and
comment where you are, to
help us educate Year Six. #s102015

New Curriculum

New Curriculum

Use technology safely, respectfully and ***responsibly***, recognise acceptable/unacceptable behaviour; identify a range of ways to report concerns about ***content*** and ***contact***.

OFSTED

Ealing E-safety Conference Wellbeing in the Digital Age



Inspecting e-safety in schools

David Brown HMI

National Lead for ICT

@DavidBrownHMI

Thursday 23 October 2014

Inspecting e-safety in schools



@LdnCLC

New Curriculum

- Content
- Contact
- Conduct

	Commercial	Aggressive	Sexual	Values
Content (child as recipient)	advertisements spam sponsorship personal information	violent/hateful content lifestyle sites	pornographic or unwelcome sexual content	bias racist misleading information or advice
Contact (child as participant)	tracking harvesting personal information	being bullied, harassed or stalked	meeting strangers being groomed	self-harm unwelcome persuasions
Conduct (child as actor)	illegal downloading hacking gambling financial scams terrorism	bullying or harassing another	creating and uploading inappropriate material; sexting	providing misleading info and advice health and wellbeing; time spent online

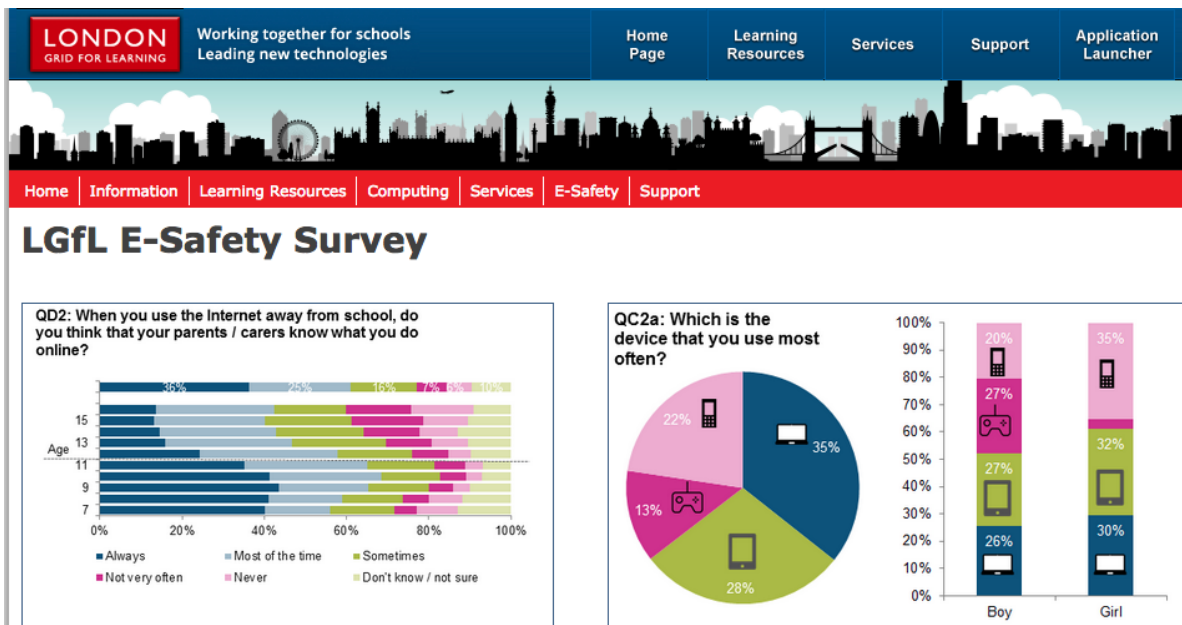


What can we learn from “Jigsaw”?

Don't leave the front door open!

What's changed since 2009?

LGFL Research



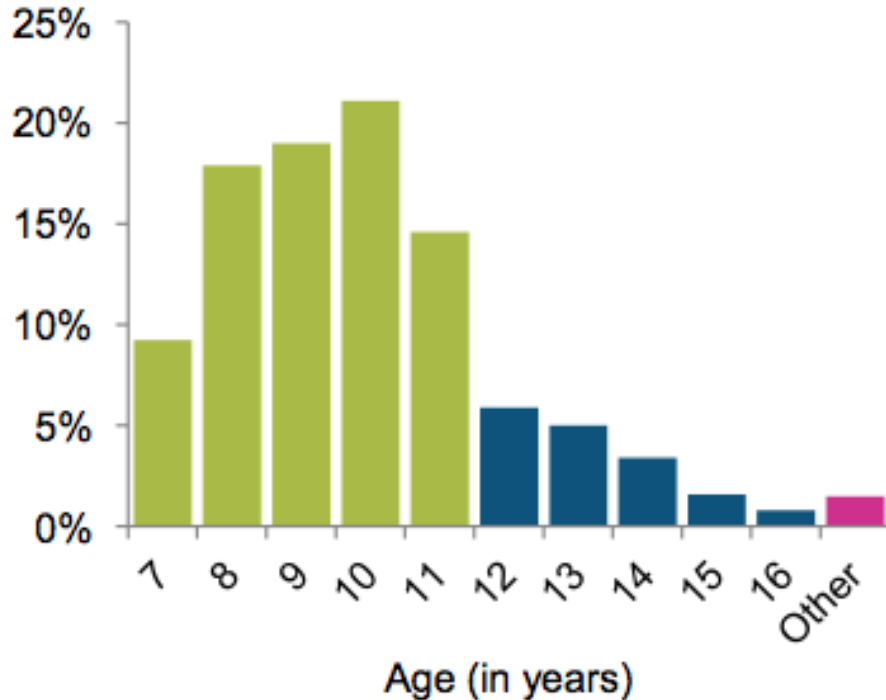
Timed to coincide with Safer Internet Day 2015, the London Grid for Learning recently carried out an e-safety survey across London. The results have been compiled into one of the UK's richest sources of e-safety data, and the final report has just been published by LGFL and data experts at NFER¹.

Individual schools are able to retrieve the data set for their individual establishment via an online portal. To

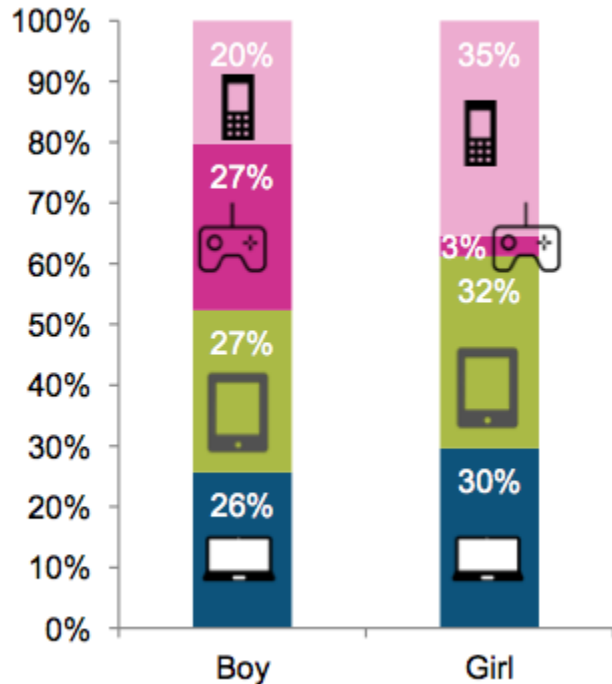
@LdnCLC

One thing to consider

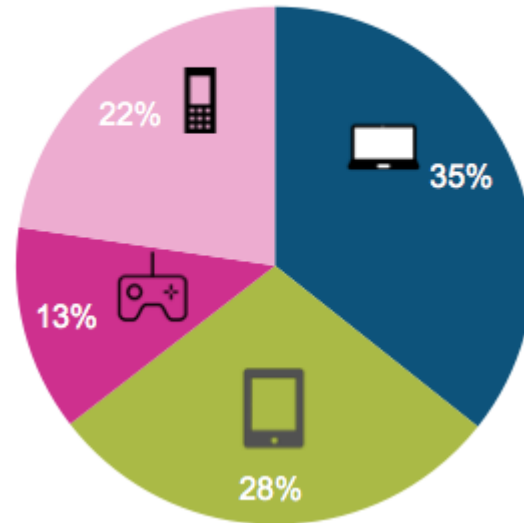
QA2: How old are you?



Gender



QC2a: Which is the device that you use most often?



**How many 7 yr olds
own their own device?
How many 11 yr olds?**

Devices

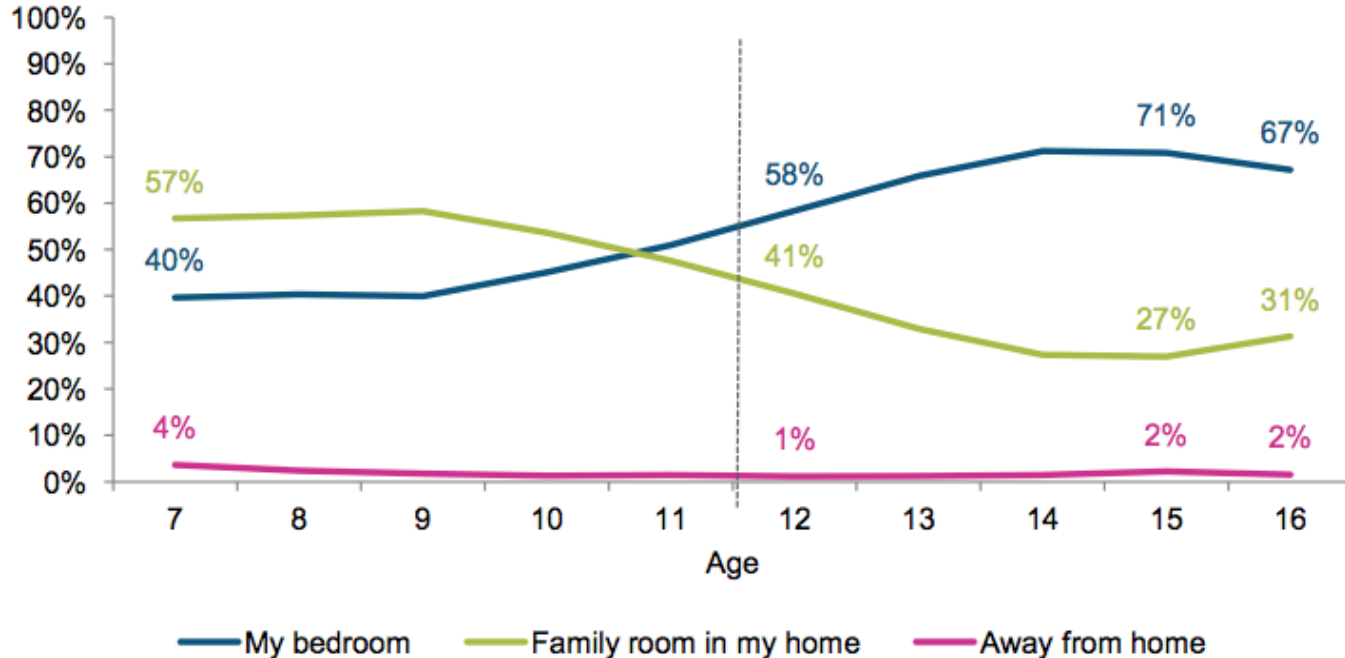
7yr olds: 41%

11yr olds: 71%

**What % of 11yr olds
use their device mostly
in their bedroom?**

Devices

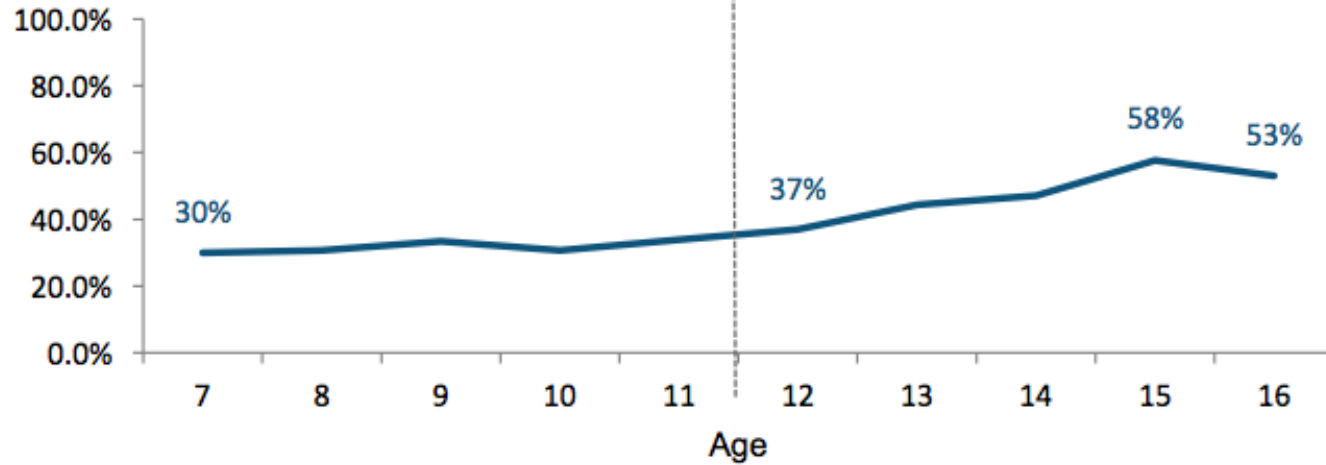
QC4: Where do you mostly use your device/ go online? (n=14,154)



**What % 11yr olds have
made friends with a
stranger online?**

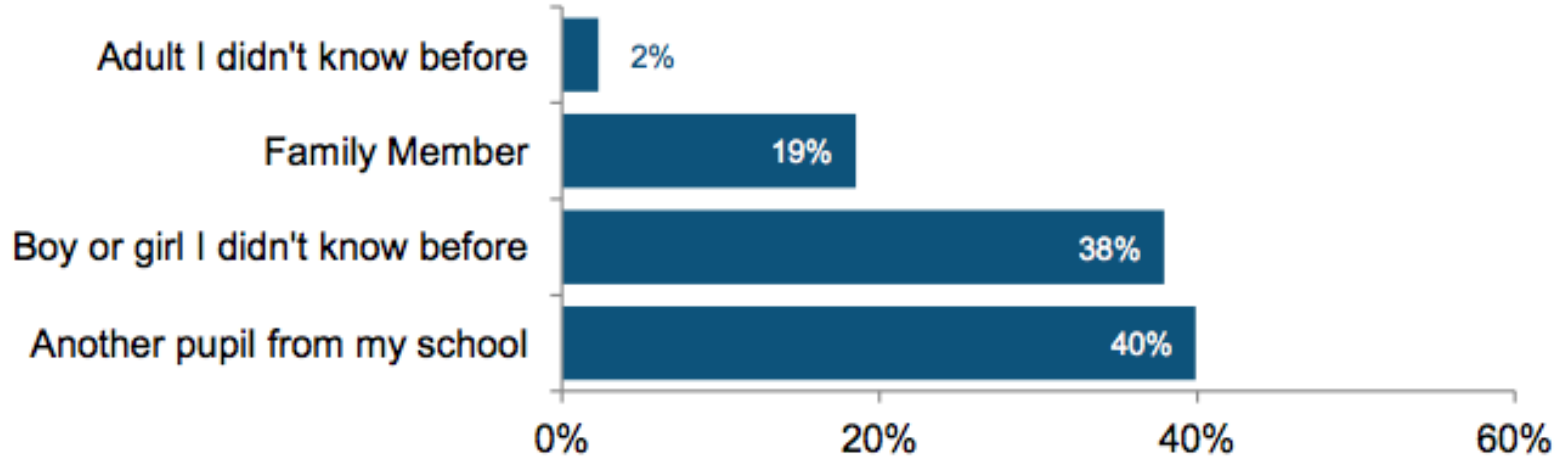
Strangers

QD3: Have you ever made friends with people online you did not know before? (n=8,372)



Strangers

QC3b: Who did you meet? (n=1,282)



What percentage of pupils say they have been bullied online?

What percentage admit to bullying?

Bullying



“I’ve been bullied”: 22%

“I’ve bullied someone”: 12%

22% of young people (n=3,081) reported that they have felt bullied by messages or pictures they have been sent.

Of these...

60% told someone (n=2,477).

Of these...

20% told a teacher

76% told a parent/carer

35% told a friend

27% told another trusted adult

and...

77% said this helped and the bullying stopped

11% said this helped but the bullying has not stopped

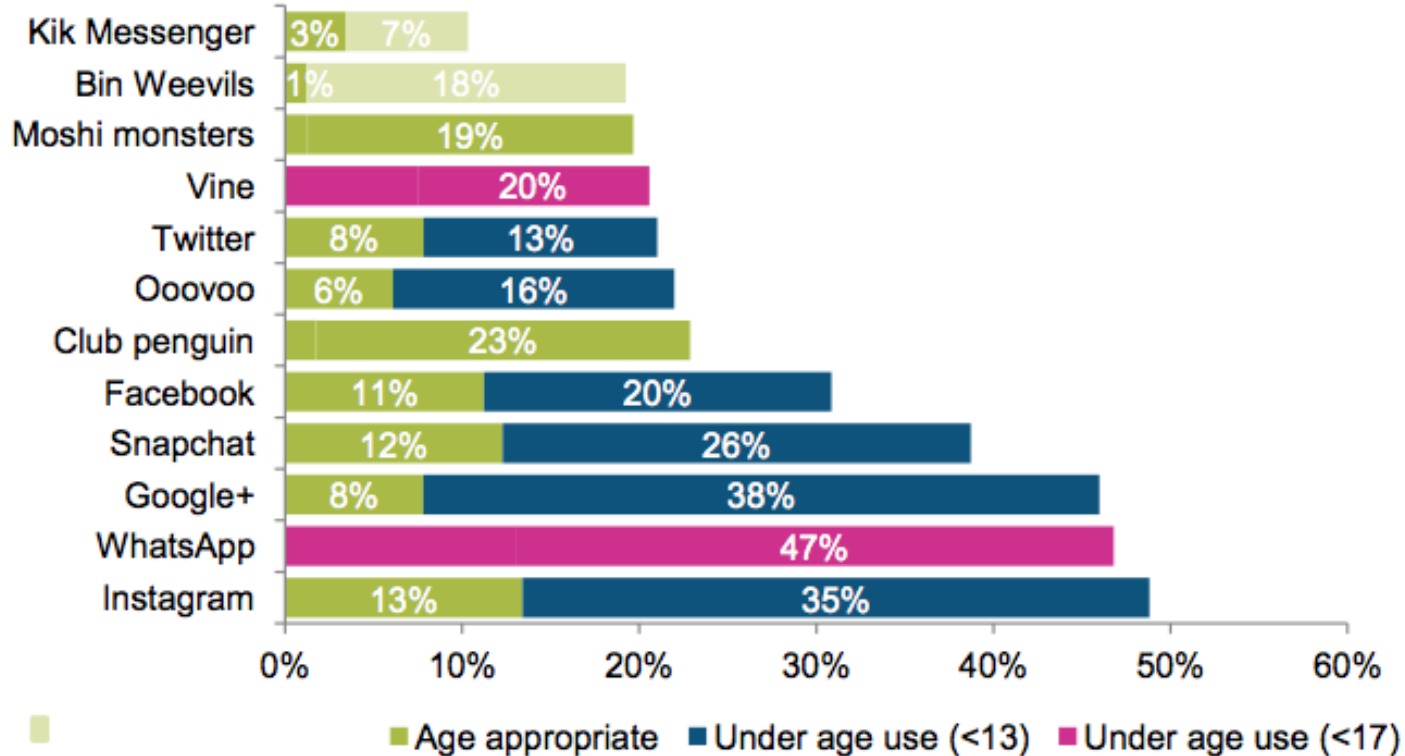
3% said this did not help

2% said this made things worse

6% did not respond

Top 5 social networking sites?

Social Networking?



So, what's new?

Some Top Resources

Education

- Content, Contact, Conduct.

[Thinkuknow](#)

[Safer Social Networking](#)

<http://www.saferinternet.org.uk>

[Insafe resources](#)

[Childline](#)

[Childnet](#)

[CBBC](#)

POSH



<http://www.saferinternet.org.uk/about/helpline>

A screenshot of the Safer Internet Centre Helpline website navigation menu. The page has a grey header with "FOR LEARNING" in blue. Below the header, the word "Helpline" is written in orange. A blue banner contains the email "helpline@saferinternet.org.uk" and the phone number "0844 381 4772". To the right is a vertical orange navigation menu with the following items: "Partners", "Helpline", "FAQs" (highlighted in black), "Hotline", and "Positive Content Competition".

Do you have a cyberbullying or digital safety concern?

The Safer Internet Centre has been co-funded by the European Commission to provide a Helpline for professionals working with children and young people in the UK with any online safety issues they may face themselves or with children in their care. We provide support with all aspects of digital and online issues such as those which occur on social networking sites, cyber-bullying, sexting, online gaming and child protection online. The Helpline aims to resolve issues professionals face about themselves, such as protecting professional identity and reputation, as well as young people in relation to online safety.

Where possible, queries will be responded to within 3 hours (during the office opening hours). We work directly with a number of industry partners to resolve more complex issues and these may take longer to fully resolve. Helpline staff will keep service users updated throughout the process.

It is primarily a signposting, advice, and mediation service, any urgent risk to children should be dealt with via

Cyberbullying: Advice for headteachers and school staff

The helpline has very recently worked with the Department for Education to publish guidance for schools on cyberbullying. This guidance reminds professionals about the unique service the helpline provides and also points towards some of the fantastic resources the UK Safer Internet Centre has to offer. A must read for all school staff, you will find the guidance [here](#)


@LdnCLC



Phil Bagge
@Baggiepr

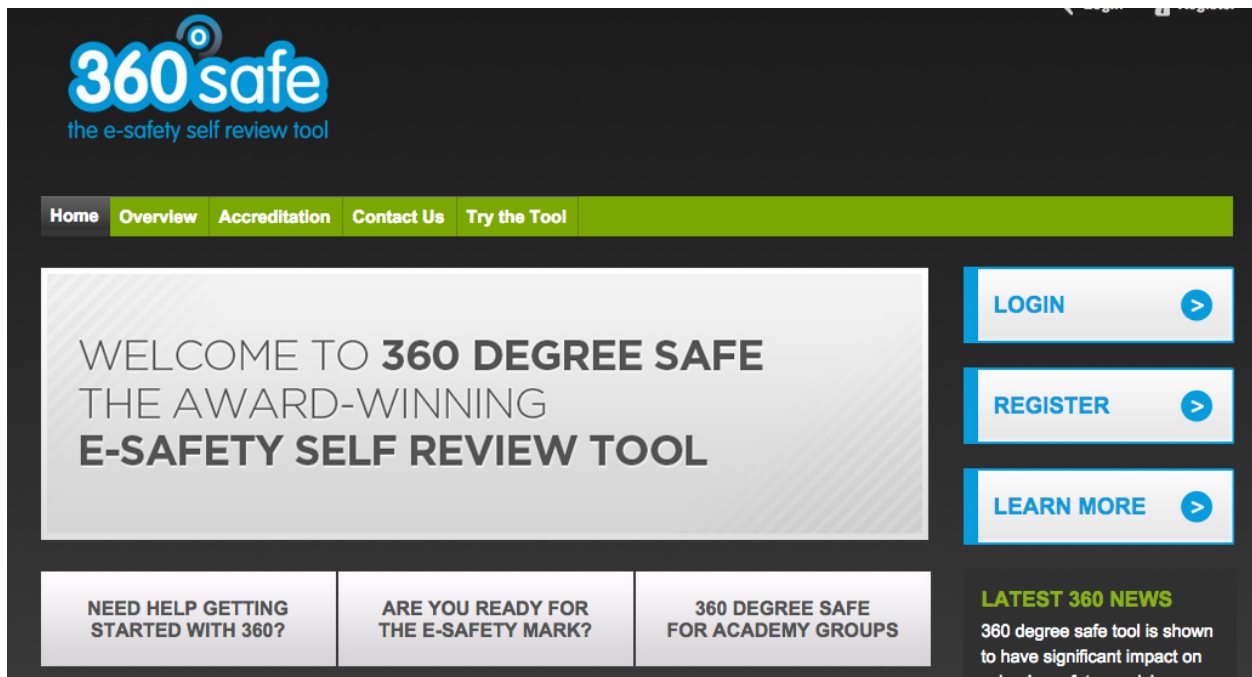
Follow

Three books every primary school should have as part of its e-safety



@LdnCLC

Reporting and Accreditation



The screenshot shows the homepage of the 360safe website. At the top left is the logo for 360safe, described as 'the e-safety self review tool'. A navigation bar contains links for Home, Overview, Accreditation, Contact Us, and Try the Tool. The main content area features a large banner with the text: 'WELCOME TO 360 DEGREE SAFE THE AWARD-WINNING E-SAFETY SELF REVIEW TOOL'. To the right of the banner are three buttons: LOGIN, REGISTER, and LEARN MORE, each with a right-pointing arrow. Below the banner are three columns of text: 'NEED HELP GETTING STARTED WITH 360?', 'ARE YOU READY FOR THE E-SAFETY MARK?', and '360 DEGREE SAFE FOR ACADEMY GROUPS'. On the far right, there is a section titled 'LATEST 360 NEWS' with a short paragraph of text.

360safe
the e-safety self review tool

[Home](#) [Overview](#) [Accreditation](#) [Contact Us](#) [Try the Tool](#)

WELCOME TO **360 DEGREE SAFE**
THE AWARD-WINNING
E-SAFETY SELF REVIEW TOOL

[LOGIN](#) [REGISTER](#) [LEARN MORE](#)

NEED HELP GETTING STARTED WITH 360? ARE YOU READY FOR THE E-SAFETY MARK? 360 DEGREE SAFE FOR ACADEMY GROUPS

LATEST 360 NEWS
360 degree safe tool is shown to have significant impact on school e-safety provision.

LGFL Resources Matrix

Online Privacy	Messaging	Cyberbullying	Social Networking	Grooming	Pornography	Downloading	Gaming
Safe Surfing	Reporting						

Resource	Description
Lee and Kim – film from ThinkuKnow KS1	<p>Cartoon featuring Lee and Kim who discover that not all the characters in their online game are who they say they are. SID the superhero comes to the rescue.</p> <p>https://www.thinkuknow.co.uk/Teachers/Lee-And-Kim/</p> <p>An excellent resource with teacher support materials. Pitched well for Years 2 and 3.</p> <p>Download of film access via a log in but can be found on You Tube</p> <p>https://www.thinkuknow.co.uk/teachers/resources/</p>
Hector's World - Thinkuknow, 5-7	<p>Hector's world - Details Details, the Info Gang.</p> <p>http://www.thinkuknow.co.uk/5_7/hectorsworld/ Aimed at 5-7 yr olds, it has lively animation, but some of the video storyline may be a little complex for the younger children.</p>
Chatdanger – Getting too close	<p>Pointers for not sharing personal information with online friends you do not really know.</p> <p>http://www.chatdanger.com/messenger/tooclose.aspx</p>
The Smart Crew Kara and Winston - What should you keep safe?	<p>Childnet cartoon characters Kara and Winston get advice on keeping personal information private.</p> <p>http://www.childnet.com/resources/the-adventures-of-kara-winston-and-the-smart-crew/chapter3</p> <p>Aimed at 7-11 year olds. Teacher resources available</p>

Safer Internet day



Safer Internet Day



@LdnCLC

Challenge

Questions for schools

How do you help pupils consider the issues of being a “bystander” to cyberbullying?

How do you help children become discerning users of content?

Questions for schools

How do you work with parents to ensure they understand, and check, the age appropriateness of games?

How do you help children understand what grooming behaviours (sexual or radicalisation) might include?

Lots more resources

Policies

- Policies with whole school contribution.
- Integrated with other policies (e.g. safeguarding).
- Acceptable Use.
- [LGFL Policy page](#)

Other recommended resources

- Web archive: [Look at old versions of websites](#)
- Mention: [Monitor Social Media for mentions of your school](#)
- e-Book: [DigiDuck](#) and [Smartie the Penguin](#)

Parents



DfE Guidance for Parents on cyberbullying

Some more resources for Parents



<http://www.theparentzone.co.uk/>

[Parenting in the Digital age](#)

<http://www.internetmatters.org/>

[saferinternet.org - parent page](#)

<http://www.vodafone.com/content/parents.html>

<http://www.saferinternet.org/resources>

<http://www.childnet.com/parents-and-carers>

[LGFL page](#)

@LdnCLC

Counter-Extremism

<http://counterextremism.lgfl.org.uk/>

COUNTER-EXTREMISM
narratives and conversations

MENU

LONDON
GRID FOR LEARNING

Introduction

Extremism is not a new topic in education, but recent events and legislation require schools to be fully apprised with this area. LGFL has created this resource in partnership with Sara Khan from counter-extremism and women's rights organisation [Inspire](#). Sara's views are often sought by government and media; here she offers information, insights and advice to help schools navigate this difficult area. She highlights the fact that mainstream Islam and ISIS are worlds apart, and lays out principles that apply equally to all forms of extremism, including the far-right. This resource should not only build professionals' confidence in safeguarding young people, but also help in challenging anti-Muslim sentiment and promote shared values and community cohesion.

Choose one of the following four sections:

The extremist narrative

Online safety & the role of parents



@LdnCLC

Counter-extremism



See it report it



REPORT ONLINE EXTREMISM
**#SEE IT
REPORT IT**
#SEEITREPORTIT

HELP REPORT ONLINE EXTREMISM

The glorification of violence and extremism is spreading on social media. It poisons minds and costs lives. You can stop it in its tracks. Now is the time to act.

Now is the time to See it, Report it.



@LdnCLC

Other general resources

[SWGfL \(South West Grid for Learning\)](#)

[NSPCC Helpline](#)

[LGFL General E-safety page](#)

[UK Council for Child Internet Safety \(UKCCIS\)](#)

[Child Exploitation and Online Protection Centre \(CEOP\)](#)